


OAKLAND CUSD #5

KINDERGARTEN

APRIL 27-MAY 1, 2020

KARI FREY



Kindergarten-Miss Frey (kari.frey@oakland5.org)

Week of April 27th-May 1st

Office Hours:

Monday: 8-10am

Tuesday: 10-12pm

Wednesday: 12-2pm

Thursday: 2-4pm

<i>Subject</i>	Choice 1	Choice 2	Choice 3
<i>Math</i>	Drops worksheet #14	3D Shape matching worksheet	Buzzing Bees subtraction worksheet
<i>Reading</i>	Color word reading worksheet 2	Reading comprehension worksheet	Reading and answering questions worksheet
<i>Writing</i>	Sky, middle and ground line letter writing practice	Cut and paste sentence writing practice	Spring fiction/nonfiction story writing worksheet
<i>Phonics</i>	Missing first sound worksheet	Rhyming cut and paste worksheet	Bossy R worksheet
<i>Free Choice</i>	sight word cut and paste worksheet	Show What You Know worksheet	Picking up litter map worksheet

Hello families! This is the kindergarten remote learning packet for the week of April 27th-May 1st. Every activity has directions on each page but you can always call or email me if you have any questions. Every week, a new packet of remote lessons will be sent home on Monday. The previous week's packet will need to be returned (emailed or dropped off at school) on Monday as well. I have office hours listed at the top of this sheet if you need to reach me. Your child will need to choose one choice to work on each day (one activity each day). I will then give your child feedback on how they did when it is completed.

*To login to see our scholastic magazines please go to [scholastic.com/lfo](https://www.scholastic.com/lfo) and click login and then student login, the classroom password is: lakecrestkinder2020

DROPS IN THE BUCKET


MATH LEVEL R

NUMBER 14

© 2000 MARY JO HAND

FOLLOW DIRECTIONS - COUNT

× 2
○ 2



SEQUENCES



0

—

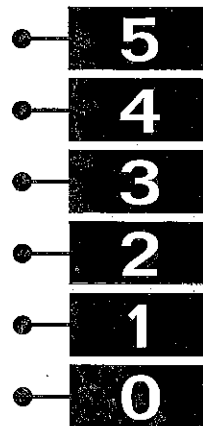

2

3

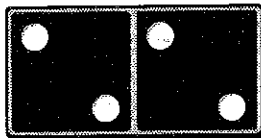
4

5

COUNT & MATCH SETS TO NUMERALS



ADD & SUBTRACT



$2 + 2 = \underline{\quad}$



$4 - 2 = \underline{\quad}$

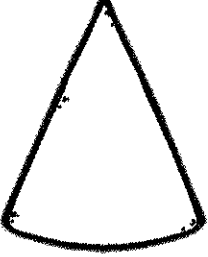
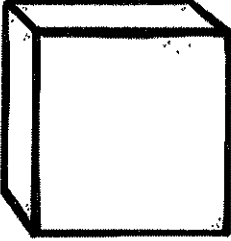


LOGICAL ORDER: CUT AND PASTE THE PICTURES IN A LOGICAL ORDER. SOMETIMES MORE THAN ONE LOGICAL ORDER IS POSSIBLE AND CORRECT!

Scissors icon









Name: _____

3D Object Match


Cut and paste the 3D objects that match the solids.












			
			

BUZZING SUBTRACTION



Name: _____

Directions: Count the total bees near each beehive. Then, count how many bees have an X on them and write the subtraction equation below!

 <p>_____ - _____ = _____</p>	 <p>_____ - _____ = _____</p>	 <p>_____ - _____ = _____</p>
 <p>_____ - _____ = _____</p>	 <p>_____ - _____ = _____</p>	 <p>_____ - _____ = _____</p>
 <p>_____ - _____ = _____</p>	 <p>_____ - _____ = _____</p>	 <p>_____ - _____ = _____</p>

Read it! Find it! Color it! Color Words

Name: _____

Read each color word in the box. Find the color word down below. Color the color word the same color.

purple pink brown

black gray

purple brown

gray pink black

brown gray pink

black pink purple

brown gray pink


Name _____

Reading Comprehension

Read the short passage and answer the questions.

Fluffy the Cat

Fluffy is a cat. She likes to play. Fluffy can jump very high.



1. What kind of animal is Fluffy?

- dog
 cat

2. What does she like to do?

- play
 jump

3. What can Fluffy do?

- jump high
 walk

Name _____ Date _____

Frey - K
Wk: Apr 27 - May 1
Reading Choice 3


Use Position Words

on

Bossy r


in

Answer the question in a complete sentence using the color words and the position words.




The bird is blue and the fern is orange.

Where is the bird?



The car is black and the corn is purple.

Where is the corn?



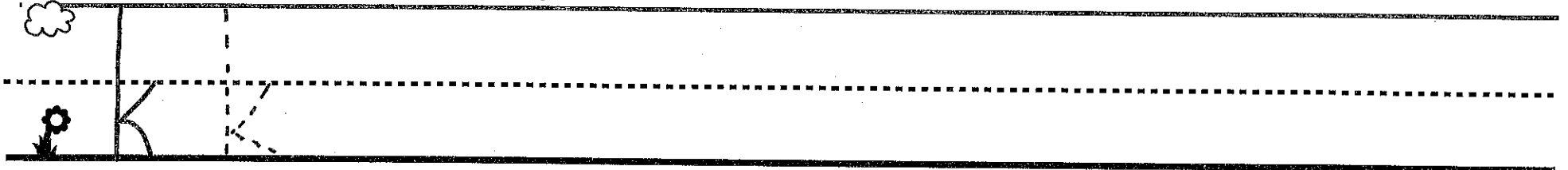



The shark is pink and the circle is red.

Where is the shark?

Name: _____

please practice writing letters lowercase k, g, q. Please make sure you are using your lines to help you figure out where your letter goes.



Name _____

Read it, Trace it, Glue it, Write it!

Read it.

I am smart!

Trace it.

I am smart!

Glue it.



Write it.





am

smart


!

I


SPRING TIME WRITING

Name: _____













Directions: Look at the picture. Write sentences to tell a story about what could be happening in the picture. It can be a fiction or non-fiction story. Color the picture after you finish writing.




Name _____



MISSING First Sounds

 <div style="border: 1px solid black; padding: 5px; display: inline-block;"> i g </div>	 <div style="border: 1px solid black; padding: 5px; display: inline-block;"> i p </div>	 <div style="border: 1px solid black; padding: 5px; display: inline-block;"> o p </div>
 <div style="border: 1px solid black; padding: 5px; display: inline-block;"> </div>	 <div style="border: 1px solid black; padding: 5px; display: inline-block;"> </div>	 <div style="border: 1px solid black; padding: 5px; display: inline-block;"> </div>
 <div style="border: 1px solid black; padding: 5px; display: inline-block;"> </div>	 <div style="border: 1px solid black; padding: 5px; display: inline-block;"> </div>	 <div style="border: 1px solid black; padding: 5px; display: inline-block;"> </div>
 <div style="border: 1px solid black; padding: 5px; display: inline-block;"> </div>	 <div style="border: 1px solid black; padding: 5px; display: inline-block;"> </div>	 <div style="border: 1px solid black; padding: 5px; display: inline-block;"> </div>















ANTS IN IN A JAR

Name: _____

Directions: Color each ant. Cut out the circles, read the two words on the circle, decide if the words rhyme or not, and then glue them in the correct jar.

Rhyming Words

Not Rhyming Words




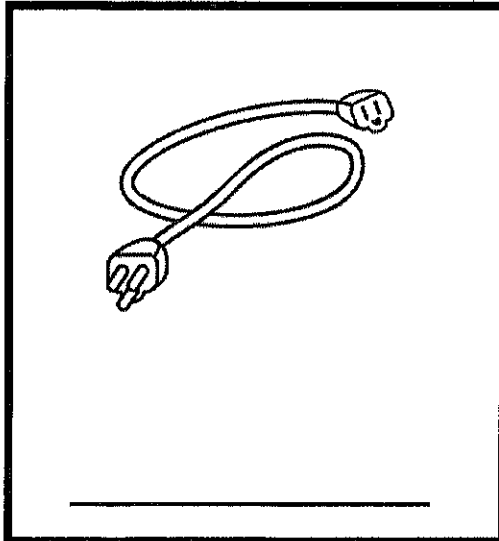
Name _____ Date _____

Read it & Color it & Write it

Frey-K Wk: Apr 27- May 1
Phonics Choice 3

Bossy r

Name each picture. Color each picture as directed.



The harp is blue.




The cord is green.

The perch is pink.

The girl is purple.

The church is orange.

The purse is red.



Name _____

Read	Write	Make
is	<hr/> <hr style="border-top: 1px dashed;"/> <hr/>	
me	<hr/> <hr style="border-top: 1px dashed;"/> <hr/>	
a	<hr/> <hr style="border-top: 1px dashed;"/> <hr/>	
the	<hr/> <hr style="border-top: 1px dashed;"/> <hr/>	
see	<hr/> <hr style="border-top: 1px dashed;"/> <hr/>	

t	a	s	i	e	e
e	h	s	e	m	

My name _____

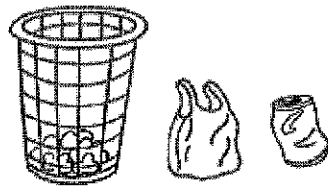


Show What You Know: Don't Be a Litterbug!


Use your *Let's Find Out* to answer the questions.
A grown-up can help you.

1. What does a litterbug do?

throws trash
on the ground



looks for bugs



2. Finish this sentence.

This _____ needs a clean home.




3. We need to keep the ocean clean. Cross out the trash.
Draw and label an animal that lives there.



My name _____

MAP: Park Cleanup


A kindergarten class picked up litter in a park.
 They drew a ☺ on this map on each place they picked up trash.



1. Did they pick up trash on the  ? **yes** **no**

2. Did they pick up trash near the  ? **yes** **no**

3. Did they pick up trash on the  ? **yes** **no**

4. Did they pick up trash near the  ? **yes** **no**

Let's Find Out

APRIL 2020 My REBUS Reader


Don't Be a Litterbug!

What is a litterbug?
A litterbug is someone who throws trash on the ground.


Cut along the dotted line! Put the pages in order to make a book.

The deer lives in the forest.

©2020 Scholastic Inc. All rights reserved.

This  needs a clean home.

Stop littering, litterbugs!



The crab lives on the seashore

This  needs a clean home.

crab

2

Stop littering, litterbugs!




The frog lives in a pond

This  needs a clean home.


frog

4

Stop littering, litterbugs!




The lizard lives in the desert.

This  needs a clean home.


lizard

Stop littering, litterbugs!

7



The sea turtle lives in the ocean.

This  needs a clean home.

sea turtle


Stop littering, litterbugs!

5




ALL PHOTOS (PP. 1-9): SHUTTERSTOCK.COM, EXCEPT PAGE 6: STOYCHO STOYCHEV/ALAMY; STOCK PHOTO (PLASTIC BAG)

8 These kids need a clean playground.
Stop littering, litterbugs!



The squirrel lives in a park.

6 This  needs a clean home.
Stop littering, litterbugs!

Week of April 27-May 1, 2020

K-1 PE

Coach Kappy

Please pick 3 out of the 5 activities to do for the week. Please email me a picture of your child completing the activities and the dates or email me a description of the activities. You or your child may also write a few sentences about the activity and submit to the homework box located in the Lake Crest foyer.

Please email me at jenny.kapraun-veach@oakland5.org or call the school and leave a message, and I will give you a call as soon as I can.

Class	Choice 1	Choice 2	Choice 3	Choice 4	Choice 5
Kindergarten/ 1st Grade	Do a exercise video	Play basketball for 15-20 minutes.	Go on a walk with your family or with a parent for 15-20 minutes	Help your parents with yard work	Ride your bicycle for 15-20 minutes.

Week of April 20-May 1, 2020
Kindergarten Art
Mrs. Sweeney

Please pick 1 out of the 3 activities to complete every other week. Please email me a picture of your child completing the activities or submit the activity to the homework box located in the Lake Crest foyer. Some of the art projects require supplies. Please feel free to improvise if you do not have the required supplies, or reach out to me or the office and we will work together to get you what we need. Some basic supplies will be available for pick-up in the Lake Crest foyer.

Please email me at jill.sweeney@oakland5.org or call the school and leave a message, and I will give you a call as soon as I can.

My Office Hours: Monday – 8-10am


Tuesday – 10-12am

Wednesday – 8-10am

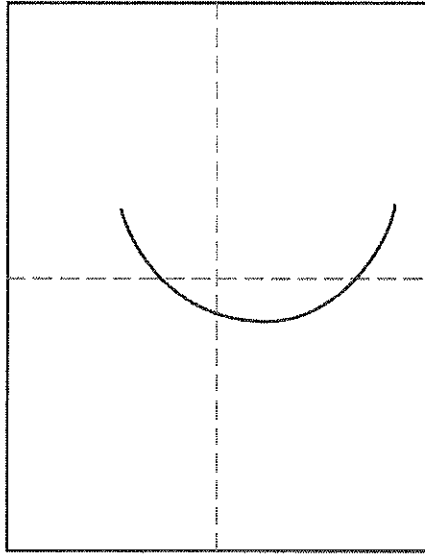
School Office Hours: Monday – Thursday 7:30-11:30

Class	Choice 1	Choice 2	Choice 3
Kindergarten	Cat	Raccoon	Monkey Masks

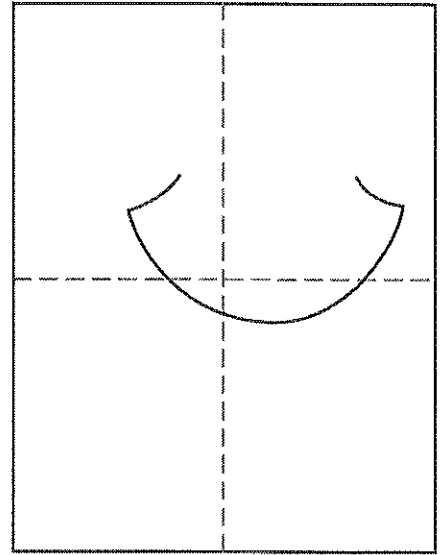
Draw a Black Cat



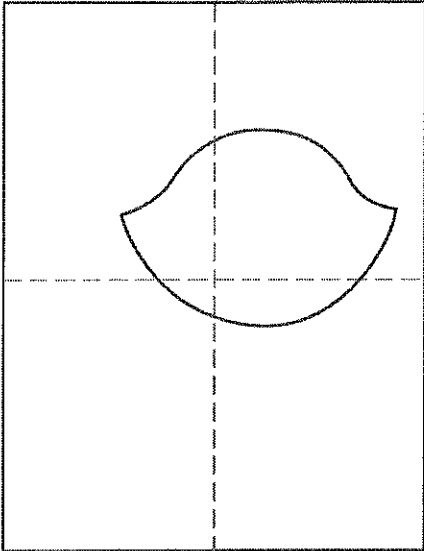
Supplies: Marker, crayons



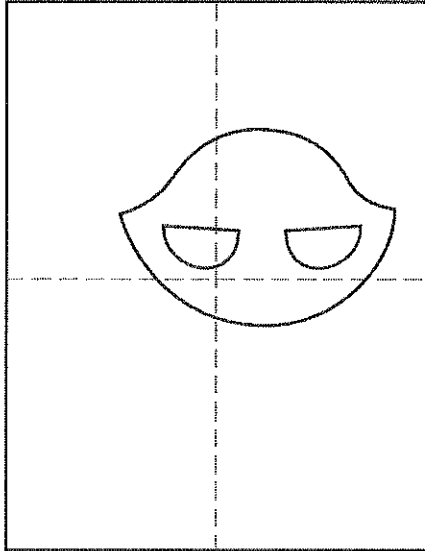
1. Make fold lines. Draw a curve.




2. Add smaller curves on top.




3. Finish the top head.




4. Draw two half circle eyes.




5. Draw inside eye, nose, whiskers.



6. Add two ears.




7. Draw the outside of the body.



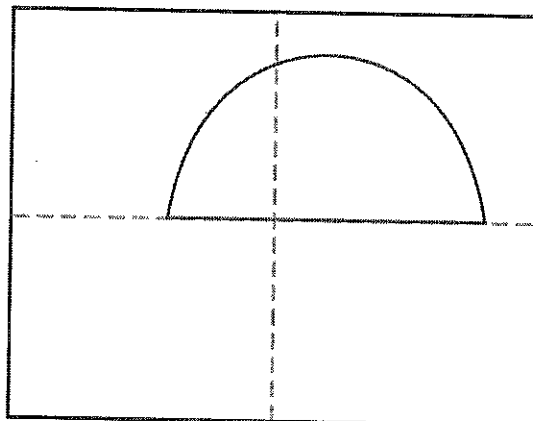
8. Add leg lines and long tail. Color.

K/Art/April 20-
May 1

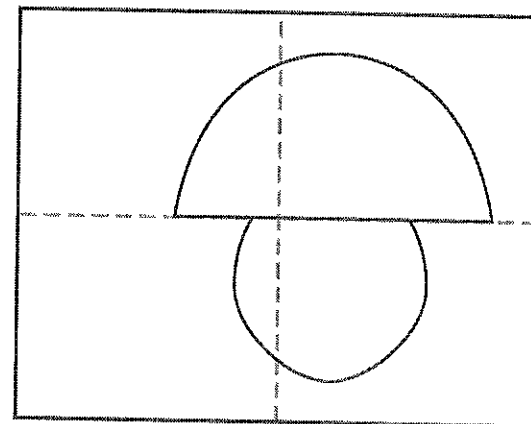
Draw a Cartoon Raccoon



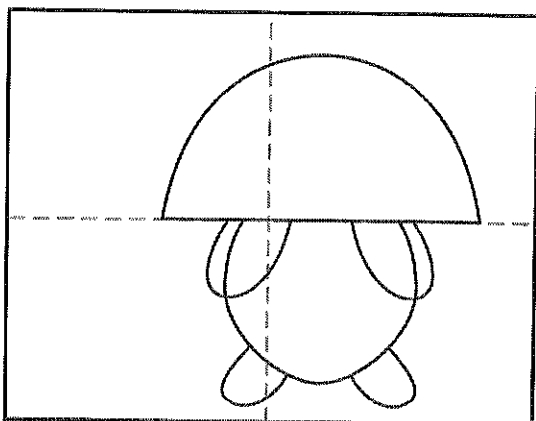
Supplies: marker, crayons



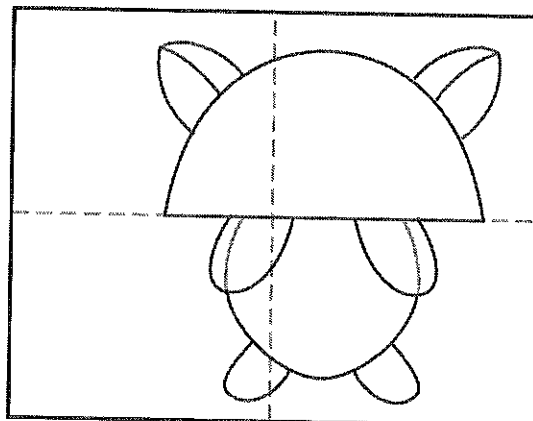
1. Make guide lines. Draw half circle head.



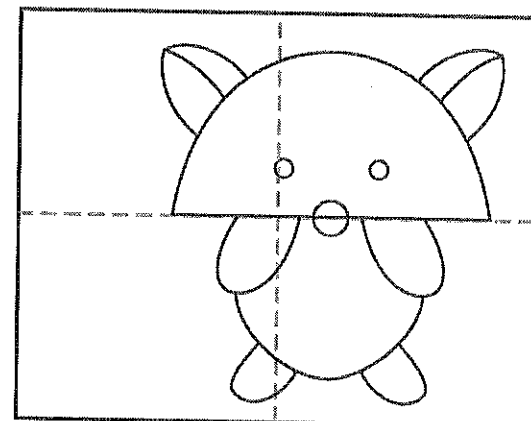
2. Add body centered below.



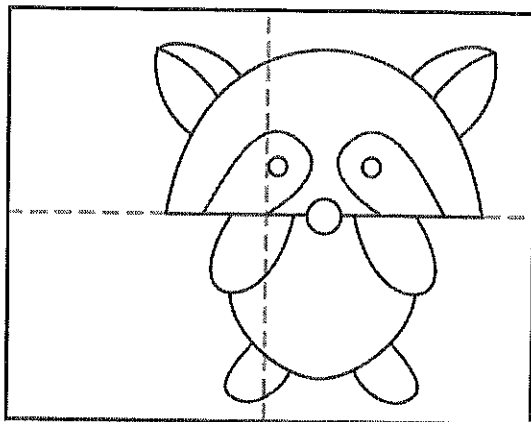
3. Add two overlapping arms and two legs.



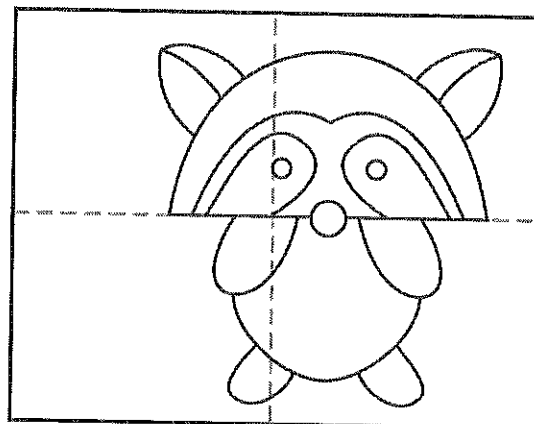
4. Erase inside arms. Draw two ears.



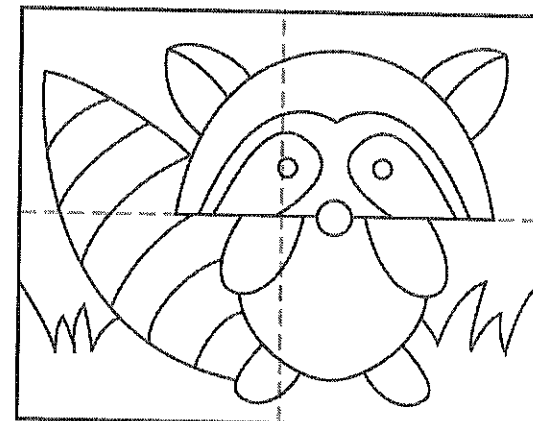
5. Draw nose and two eyes.



6. Draw black shapes around the eyes.




7. Add a line around the eyes for white shape.



8. Draw a tail, stripes and grass. Color.

K/Art/April 20-May 1



Monkey Mask

1. Color your mask.
Use different colors.
2. Cut out your mask.
3. Cut out the eyes of your mask.
(You may need to ask for help)
4. Cut or punch a hole in the ears
on the black dot.
5. Tie string or yarn in the holes.
6. Put your mask on and read a
Curious George book.

Weeks of April 20-30, 2020

April Lee

Hello, again! I hope things are going as smoothly as possible for you and yours during these stay-at-home weeks. Reconnecting with our families is so precious.

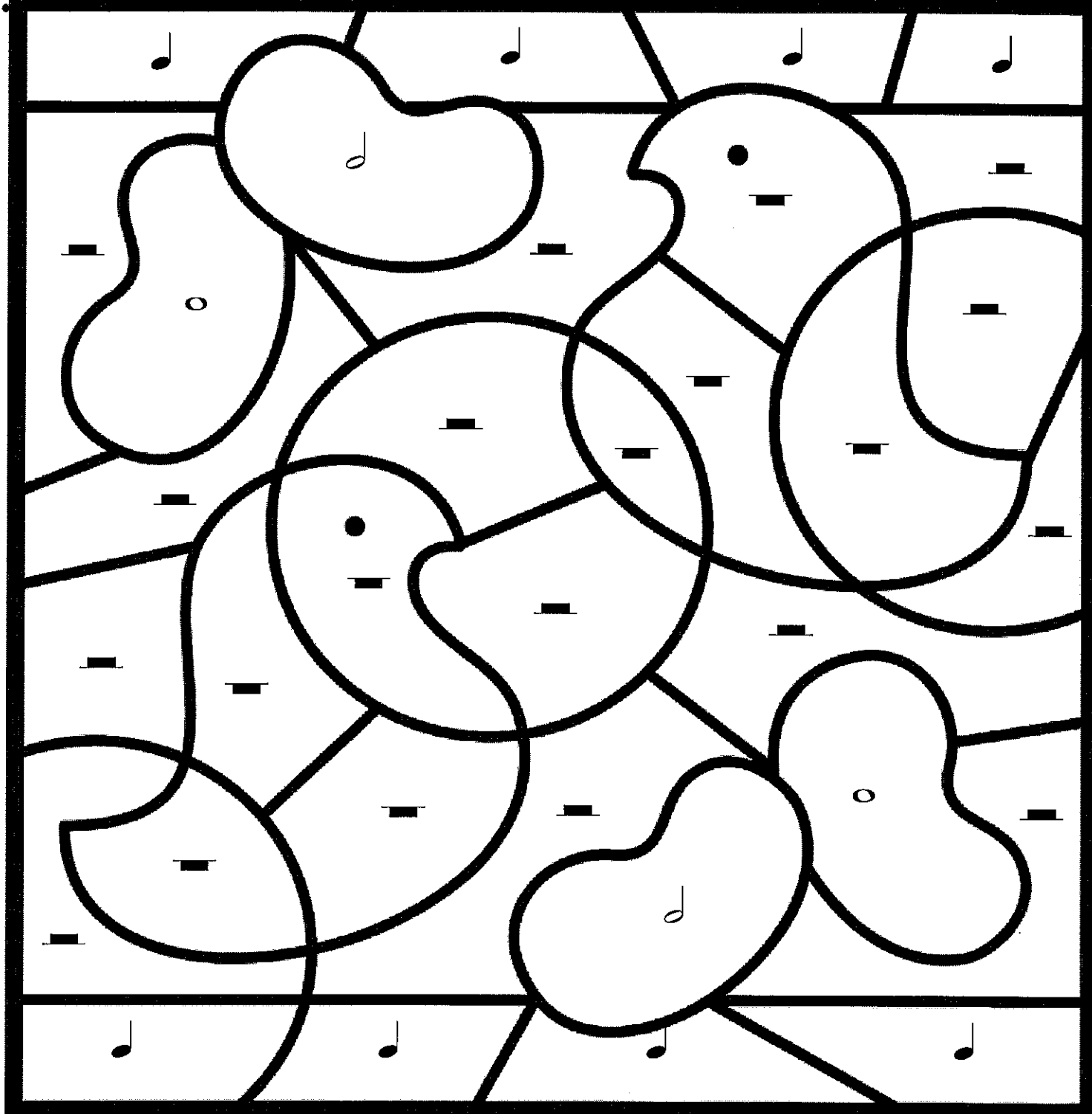
In addition to the Options below, I have created a Facebook group called Lake Crest Music. I believe I have invited everyone K-5. Each day or so I try to find some activity we can do together. Send me an email or make a comment if you liked a particular activity.







Students will need crayons to complete Option #1 and a pencil to complete Option #2 in which they should copy the rhythms onto the blanks. For Option #3 parents will need to find two songs for the students to listen to that are of contrasting mood. Here are some suggestions: "Happy" by Pharrell Williams and the Jaws movie theme; OR the Darth Vader Imperial March theme and "Everybody Dance Now" by C+C Music Factory; OR "Firework" by Katie Perry and "What a Wonderful World" by Louis Armstrong.

Their work is due April 30th. Remember they are to do Art one week and Music the other.

My "office hours" are from 10:00 a.m. to noon on Mondays, Wednesdays, & Thursdays, but you can email me anytime with questions or concerns at april.lee@oakland5.org.

Class	Choice 1	Choice 2	Choice 3 (Enrichment)
Kindergarten Music	Rhythm Coloring Sheet	Footwear Rhythm Pattern	Mood



QUARTER NOTE - GREEN		QUARTER REST - ORANGE	
HALF NOTE - BLUE		HALF REST - PURPLE	
WHOLE NOTE - PINK		WHOLE REST - YELLOW	



Apr. 20-30

Kindergarten

Name: _____

Class: _____

Compose your own shoe pattern in the shoebox.



flip flop



tennis shoe



penny loafer



boot



Kindergarten

Option #2

Mrs. Lee

MOOD

Name _____

Draw a picture or write a few words to describe what you are thinking or feeling while you listen to each song.

SONG #1

SONG #2